

McKinley Elementary Emergency Procedures



There are lots of ways to be safe!



We Practice Emergency Drills to be Safe


- So we know what to do in an emergency
- So we can feel calm



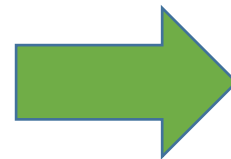
Listen to the Loud Speaker for Important Information



Stop!




Look!


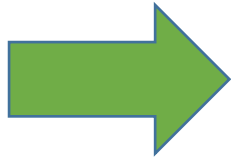
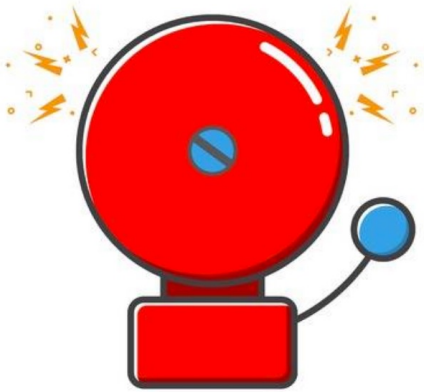


Listen!

Earthquake



Fire



Fire Alarm Bell
or PA Announcement

Calmly and Silently Evacuate the
Building so you are Outside

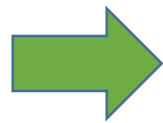
Sit with your Class
on the Big Yard

Shelter-in-Place



When something unsafe is outside of the campus.
(smoke in the air, bees, something at a local business or home etc.)




PA or Teacher
Announcement



Run Silently and Calmly to
the Nearest Room



Close doors, windows,
blinds. Continue Instruction
inside as normal. Can go to
the restroom/nurse with an
adult.

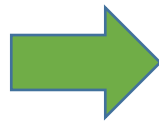


Lockdown



When something unsafe is on campus.



PA or Teacher
Announcement



Run Silently and Calmly
to the Nearest Room



Close doors, windows,
blinds. Turn off lights.
Go away from
doors/windows. Stay
silent and hide.

Listen to Adults



Teachers and staff are here to protect you and keep you safe.

Following the teacher's directions is very important to keeping us all safe.

The teacher will let you know what to do in an emergency.

Remember to stay calm and be patient.

Our Community Helpers Help Keep us Safe



Great Job Helping Each Other to Be Safe!



Now you know what to do in an emergency!
We'll have drills throughout the year so we can practice!